

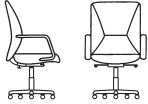

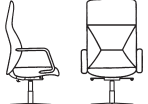

DESK, CONFERENCE AND TASK CHAIRS

Gr 1 Gr 2 Gr 3 Gr 4 Gr 5

RESPONS

Series 700  
Design Christen Sorensen

**Shipped standard with black cast aluminum base (B01); "N" Normal Seat Depth (18"); carpet casters, unless specified otherwise.** To order specify cover and any of these standard options if desired. All other options please see individual descriptions. For wood capped steel base add \$310, specify WB and stain; for soft-wheel casters specify SOF add \$58; for deep seat, specify D – no upcharge; for recessed black urethane arm, specify R – no upcharge. For all other construction details, colour, finish and stain choices see page 9 or [www.keilhauerpricelist.com](http://www.keilhauerpricelist.com).

|   |     |  |             |         |             |             |             |             |             |                   |
|---|-----|--|-------------|---------|-------------|-------------|-------------|-------------|-------------|-------------------|
|   | in. | <b>W 24 D 23 H 37 - 42 SH 16 - 21 AH 23 - 28</b>                                     |             |         |             |             |             |             |             |                   |
|   |     | Com  | <b>1720</b> | Fabric  | <b>1882</b> | <b>1934</b> | <b>1997</b> | <b>2080</b> | <b>2188</b> | <b>2.25 Yds.</b>  |
|   | in. | <b>W 24 D 23 H 37 - 42 SH 16 - 21 AH 23 - 28</b>                                     |             |         |             |             |             |             |             |                   |
|   |     | Com  | <b>1590</b> | Fabric  | <b>1734</b> | <b>1780</b> | <b>1836</b> | <b>1910</b> | <b>2006</b> | <b>2 Yds.</b>     |
|   | in. | <b>W 24 D 24 H 43 - 48 SH 16 - 21 AH 23 - 28</b>                                     |             |         |             |             |             |             |             |                   |
|   |     | Com  | <b>1785</b> | Fabric  | <b>1965</b> | <b>2023</b> | <b>2093</b> | <b>2185</b> | <b>2305</b> | <b>2.5 Yds.</b>   |
|  | in. | <b>W 24 D 24 H 43 - 48 SH 16 - 21 AH 23 - 28</b>                                     |             |         |             |             |             |             |             |                   |
|   |     | Com  | <b>1655</b> | Fabric  | <b>1817</b> | <b>1869</b> | <b>1932</b> | <b>2015</b> | <b>2123</b> | <b>2.25 Yds.</b>  |
|   |     | Col  | <b>1892</b> | Leather | <b>2387</b> | <b>2585</b> | <b>2750</b> | <b>2816</b> | <b>3047</b> | <b>33 Sq. Ft.</b> |
|   |     | Col  | <b>1749</b> | Leather | <b>2214</b> | <b>2400</b> | <b>2555</b> | <b>2617</b> | <b>2834</b> | <b>31 Sq. Ft.</b> |
|   |     | Col  | <b>1964</b> | Leather | <b>2549</b> | <b>2783</b> | <b>2978</b> | <b>3056</b> | <b>3329</b> | <b>39 Sq. Ft.</b> |
|   |     | Col  | <b>1821</b> | Leather | <b>2316</b> | <b>2514</b> | <b>2679</b> | <b>2745</b> | <b>2976</b> | <b>33 Sq. Ft.</b> |
|   |     | Medium back, syncro-tilt, casters, pneumatic height adjustment, upholstered open arm |             |         |             |             |             |             |             |                   |
|   |     | Medium back, syncro-tilt, casters, pneumatic height adjustment, urethane arm         |             |         |             |             |             |             |             |                   |
|   |     | High back, syncro-tilt, casters, pneumatic height adjustment, upholstered open arm   |             |         |             |             |             |             |             |                   |
|   |     | High back, syncro-tilt, casters, pneumatic height adjustment, urethane arm           |             |         |             |             |             |             |             |                   |

# DESK, CONFERENCE AND TASK CHAIRS


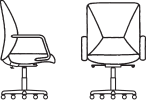
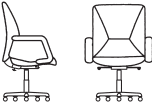

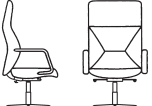
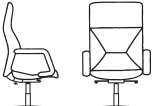
Gr 1                      Gr 2                      Gr 3                      Gr 4                      Gr 5

## RESPONS

Series 800

Design Christen Sorensen

**Shipped standard with black cast aluminum base (B01); "N" Normal Seat Depth (19"); carpet casters, unless specified otherwise.** To order specify cover and any of these non-standard options if desired. All other options please see individual descriptions. For wood capped steel base add \$310, specify WB and stain; for soft-wheel casters add \$58, specify SOF; for deep seat (20.5"), specify D – no upcharge; for recessed black urethane arm, specify R – no upcharge. For all other construction details, colour, finish and stain choices see page 9 or [www.keilhauerpricelist.com](http://www.keilhauerpricelist.com).

|   |  |  |         |             |             |             |             |             |                   |
|---|--|--|---------|-------------|-------------|-------------|-------------|-------------|-------------------|
|    | in.  | <b>W 28 D 25 H 38 - 43 SH 17 - 22 AH 24 - 29</b> |         |             |             |             |             |             |                   |
|   | Com  | <b>2240</b>                                      | Fabric  | <b>2492</b> | <b>2573</b> | <b>2671</b> | <b>2800</b> | <b>2968</b> | <b>3.5 Yds.</b>   |
|   | Col  | <b>2464</b>                                      | Leather | <b>3214</b> | <b>3514</b> | <b>3764</b> | <b>3864</b> | <b>4214</b> | <b>50 Sq. Ft.</b> |
| 862   | Medium back, syncro-tilt, casters, pneumatic height adjustment, upholstered open arm         |  |         |             |             |             |             |             |                   |
|    | in.  | <b>W 27 D 25 H 38 - 43 SH 17 - 22 AH 24 - 29</b> |         |             |             |             |             |             |                   |
|   | Com  | <b>2100</b>                                      | Fabric  | <b>2316</b> | <b>2385</b> | <b>2469</b> | <b>2580</b> | <b>2724</b> | <b>3 Yds.</b>     |
|   | Col  | <b>2310</b>                                      | Leather | <b>2970</b> | <b>3234</b> | <b>3454</b> | <b>3542</b> | <b>3850</b> | <b>44 Sq. Ft.</b> |
| 865   | Medium back, syncro-tilt, casters, pneumatic height adjustment, urethane arm                 |  |         |             |             |             |             |             |                   |
|    | in.  | <b>W 28 D 25 H 38 - 43 SH 17 - 22 AH 24 - 29</b> |         |             |             |             |             |             |                   |
|   | Com  | <b>2460</b>                                      | Fabric  | <b>2748</b> | <b>2840</b> | <b>2952</b> | <b>3100</b> | <b>3292</b> | <b>4 Yds.</b>     |
|   | Col  | <b>2706</b>                                      | Leather | <b>3531</b> | <b>3861</b> | <b>4136</b> | <b>4246</b> | <b>4631</b> | <b>55 Sq. Ft.</b> |
| 868   | Medium back, syncro-tilt, casters, pneumatic height adjustment, fully upholstered closed arm |  |         |             |             |             |             |             |                   |
|   | in.  | <b>W 28 D 26 H 44 - 49 SH 17 - 22 AH 24 - 29</b> |         |             |             |             |             |             |                   |
|   | Com  | <b>2320</b>                                      | Fabric  | <b>2608</b> | <b>2700</b> | <b>2812</b> | <b>2960</b> | <b>3152</b> | <b>4 Yds.</b>     |
|   | Col  | <b>2552</b>                                      | Leather | <b>3347</b> | <b>3665</b> | <b>3930</b> | <b>4036</b> | <b>4407</b> | <b>53 Sq. Ft.</b> |
| 872   | High back, syncro-tilt, casters, pneumatic height adjustment, upholstered open arm           |  |         |             |             |             |             |             |                   |
|  | in.  | <b>W 27 D 26 H 44 - 49 SH 17 - 22 AH 24 - 29</b> |         |             |             |             |             |             |                   |
|   | Com  | <b>2185</b>                                      | Fabric  | <b>2437</b> | <b>2518</b> | <b>2616</b> | <b>2745</b> | <b>2913</b> | <b>3.5 Yds.</b>   |
|   | Col  | <b>2404</b>                                      | Leather | <b>3154</b> | <b>3454</b> | <b>3704</b> | <b>3804</b> | <b>4154</b> | <b>50 Sq. Ft.</b> |
| 875   | High back, syncro-tilt, casters, pneumatic height adjustment, urethane arm                   |  |         |             |             |             |             |             |                   |
|  | in.  | <b>W 28 D 26 H 44 - 49 SH 17 - 22 AH 24 - 29</b> |         |             |             |             |             |             |                   |
|   | Com  | <b>2540</b>                                      | Fabric  | <b>2864</b> | <b>2968</b> | <b>3094</b> | <b>3260</b> | <b>3476</b> | <b>4.5 Yds.</b>   |
|   | Col  | <b>2794</b>                                      | Leather | <b>3709</b> | <b>4075</b> | <b>4380</b> | <b>4502</b> | <b>4929</b> | <b>61 Sq. Ft.</b> |
| 878   | High back, syncro-tilt, casters, pneumatic height adjustment, fully upholstered closed arm   |  |         |             |             |             |             |             |                   |